

Power switchgear EMOTEC L09 Relay

Casing: plastic upper and lower part
 Dimension H/W/D: 24 x 23 x 7
 Connection: 400V 3N AC 50Hz
 Art.No.: 94.4998

Power switchgear to enlarge the switching capacity from a 9kW Control unit in combination with the power switchgear to maximum 18 kW.

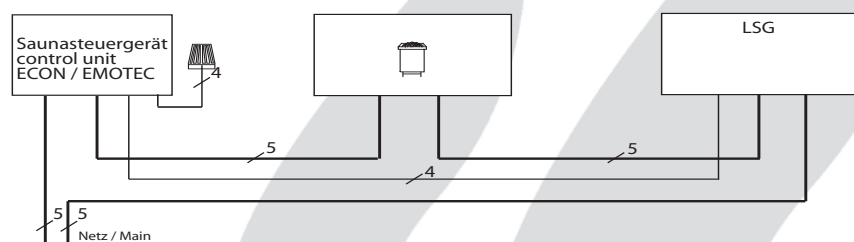
To combine with sauna control units of the Emotec line.

Only to combine with 2 circuit-wiring sauna stoves. (max. 2 x 9 kW).



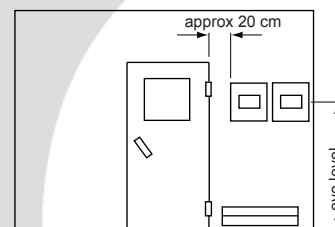
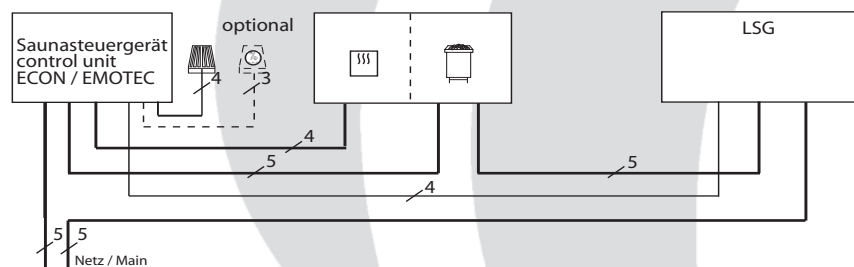
Installation scheme

without vaporizer

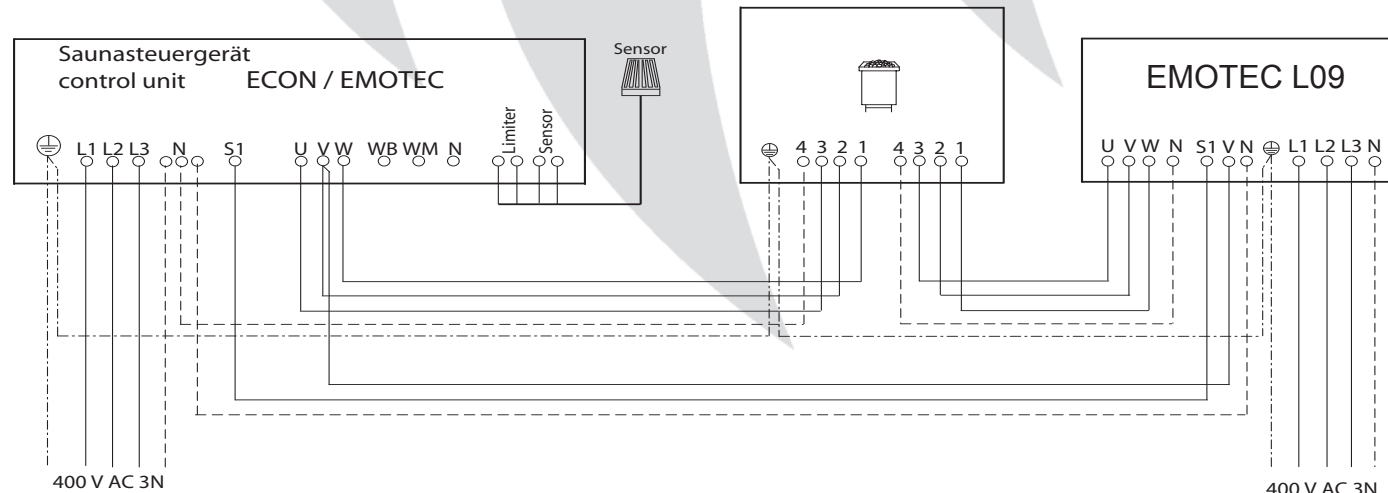


CE IP x4 MADE IN GERMANY

with max. 3 kW vaporizer



Connection scheme



Subject to technical modifications